



NATIONAL BUREAU OF STATISTICS

# National Household Kerosene Price Watch

---

(APRIL 2026)

**Report Date: May 2026**

**Data Source: National Bureau of Statistics (NBS)**

# CONTENT

<b>Methodology</b>	<b>3</b>
<b>Executive Summary</b>	<b>4</b>
<b>Average Kerosene Prices per liter across States</b>	<b>5</b>
<b>Average Kerosene Prices per liter across Zones</b>	<b>6</b>
<b>12 Months Average Prices per liter</b>	<b>7</b>
<b>Average Kerosene Prices per gallon across States</b>	<b>8</b>
<b>Average Kerosene Prices per gallon across Zones</b>	<b>9</b>
<b>12 Months Average Prices per gallon</b>	<b>10</b>
<b>Appendix</b>	<b>11</b>
<b>Contact</b>	<b>13</b>

## METHODOLOGY

Fieldwork is done solely by over 700 NBS Staff in all the States of the federation, supported by supervisors whom internal and external observers monitor.

Fuel Prices are collected across all the 774 local governments across all States and the FCT from over 10,000 respondents and outlets and the estimates reflect the weights derived from estimates of household expenditures on fuel and the actual prices of liters or gallon bought by the households.

The average prices are reported for each state and the country. The NBS audit team subsequently conducts randomly selected verification of prices recorded.

## EXECUTIVE SUMMARY

The average retail price per litre of Household Kerosene (NHK) paid by consumers in April 2026 was ₦2,976.94, showing an increase of 22.49% compared to ₦2,430.38 recorded in March 2026. On a year-on-year basis, the average retail price per litre of the product increased by 34.12% from ₦2,219.69 in April 2025.

On state profile analysis, the highest average price per litre in April 2026 was recorded in Sokoto with ₦3,965.10, followed by Kebbi with ₦3,808.75 and Lagos with ₦3,790.90. On the other hand, the lowest price was recorded in Bayelsa with ₦1,815.40, followed by Kogi with ₦1,982.02 and Yobe with ₦2,235.77.

In addition, analysis by zone showed that the North-West recorded the highest average retail price per litre of Household Kerosene with ₦3,437.15, followed by the North-East with ₦2,987.65, while the South-East recorded the lowest with ₦2,674.61.


The average retail price per gallon of Household Kerosene paid by consumers in April 2026 was ₦13,396.23 indicating an increase of 22.49% from ₦10,936.71 in March 2026. On a year-on-year basis, this increased by 61.50% from ₦8,294.98 in April 2025.

On state profile analysis, Sokoto recorded the highest average retail price per gallon of Household Kerosene with ₦17,842.96 followed by Kebbi with ₦17,139.38 and Lagos with ₦17,059.05. On the other hand, Bayelsa recorded the lowest price with ₦8,169.28, followed by Kogi and Yobe with ₦8,919.09 and ₦10,060.99 respectively.

Analysis by zone showed that the North-West recorded the highest average retail price per gallon of Household Kerosene with ₦15,467.16, followed by the North-East with ₦13,444.41 while the South-East recorded the lowest with ₦12,035.73.

# NATIONAL HOUSEHOLD KEROSENE PRICE WATCH -APRIL 2026

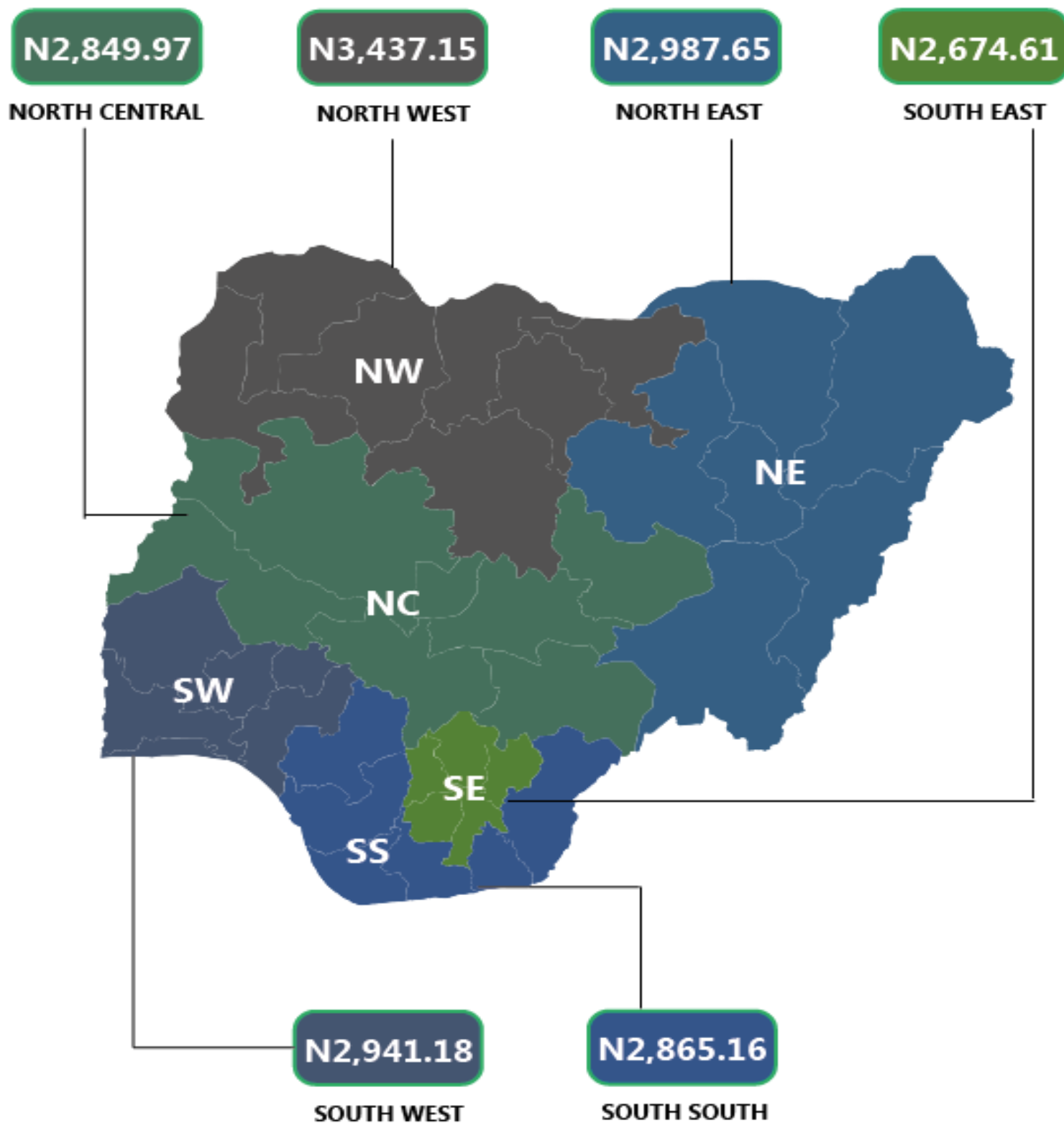
Average Kerosene Prices per litre Across States




STATES WITH THE HIGHEST AVERAGE PRICES		STATES WITH THE LOWEST AVERAGE PRICES	
<b>SOKOTO</b>	<b>N3,965.10</b>	<b>BAYELSA</b>	<b>N1,815.40</b>
<b>KEBBI</b>	<b>N3,808.75</b>	<b>KOGI</b>	<b>N1,982.02</b>
<b>LAGOS</b>	<b>N3,790.90</b>	<b>YOBE</b>	<b>N2,235.77</b>

# NATIONAL HOUSEHOLD KEROSENE PRICE WATCH - APRIL 2026

Average Kerosene Prices per litre Across Zones




NATIONAL HOUSEHOLD KEROSENE PRICE WATCH  
-APRIL 2026  
12 Month Average Prices per litre



# NATIONAL HOUSEHOLD KEROSENE PRICE WATCH -APRIL 2026

Average Kerosene Prices per gallon Across States



## STATES WITH THE HIGHEST AVERAGE PRICES

**SOKOTO** ↔ **N17,842.96**

**KEBBI** ↔ **N17,139.38**

**LAGOS** ↔ **N17,059.05**

## STATES WITH THE LOWEST AVERAGE PRICES

**BAYELSA** ↔ **N8,169.28**

**KOGI** ↔ **N8,919.09**

**YOBE** ↔ **N10,060.99**



# NATIONAL HOUSEHOLD KEROSENE PRICE WATCH -APRIL 2026

Average Kerosene Prices per gallon Across Zones



**N12,824.88**

**NORTH CENTRAL**

**N15,467.16**

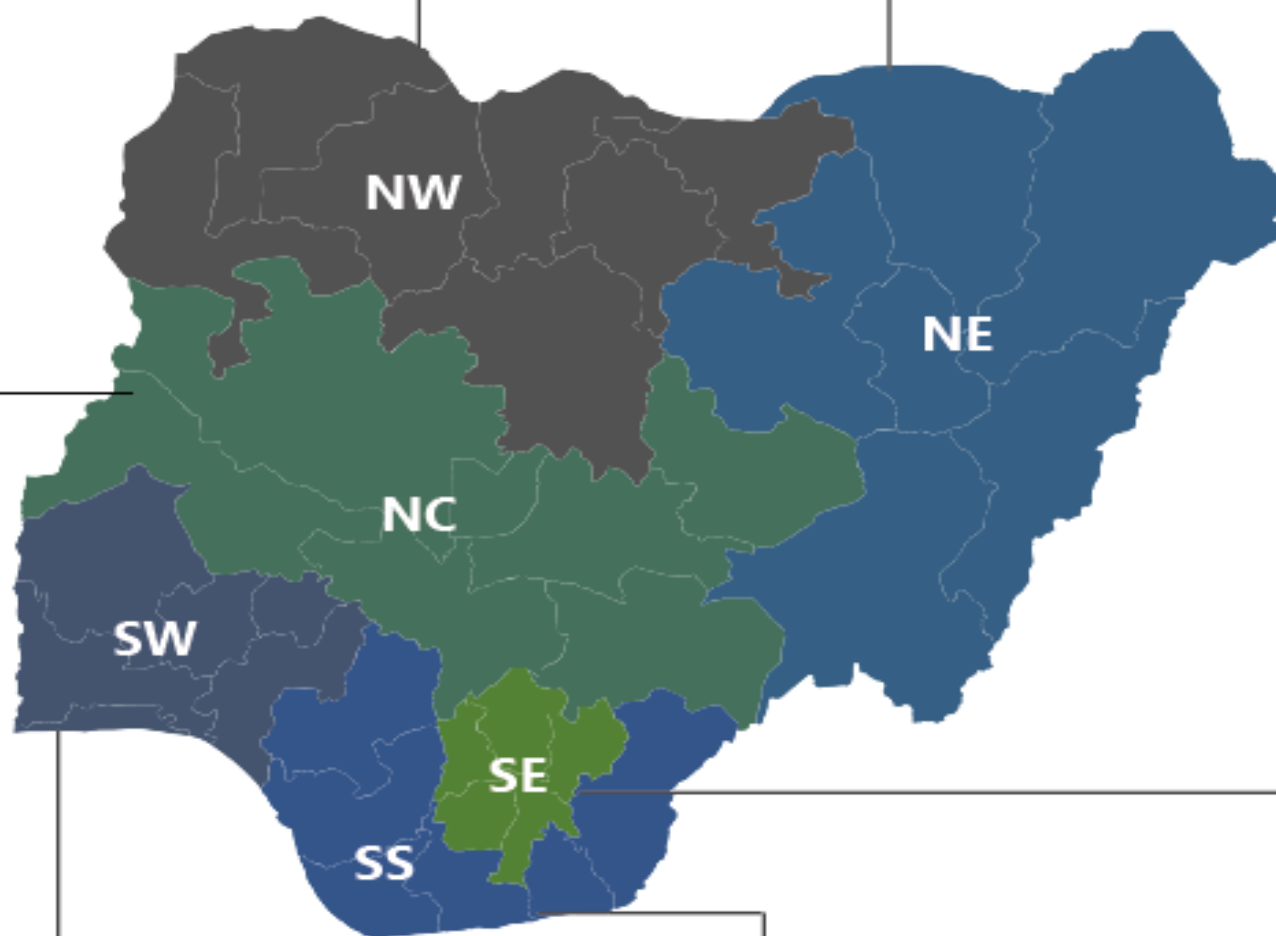
**NORTH WEST**

**N13,444.41**

**NORTH EAST**

**N12,035.73**

**SOUTH EAST**



**N13,235.32**


**SOUTH WEST**

**N12,893.21**

**SOUTH SOUTH**

NATIONAL HOUSEHOLD KEROSENE PRICE WATCH  
-APRIL 2026

12 Month Average Prices per gallon



## APPENDIX

LITRE					
	Average of Apr-25	Average of Mar-26	Average of Apr-26	MoM	YoY
<b>NORTH CENTRAL</b>	<b>2156.17</b>	<b>2377.53</b>	<b>2849.97</b>	19.87	32.18
Abuja	2542.05	2261.73	2711.61	19.89	6.67
Benue	2217.47	2095.89	2646.81	26.29	19.36
Kogi	1925.00	1982.02	1982.02	0.00	2.96
Kwara	2076.66	1840.30	2433.79	32.25	17.20
Nasarawa	1804.37	2756.80	3177.82	15.27	76.12
Niger	2463.91	3087.40	3572.57	15.71	45.00
Plateau	2063.72	2618.58	3425.20	30.80	65.97
<b>NORTH EAST</b>	<b>2226.39</b>	<b>2546.72</b>	<b>2987.65</b>	17.31	34.19
Adamawa	2550.00	2392.70	3042.85	27.17	19.33
Bauchi	1730.81	2703.37	3609.23	33.51	108.53
Borno	2069.11	2645.80	2687.95	1.59	29.91
Gombe	2334.36	2616.56	2931.94	12.05	25.60
Taraba	2324.06	3024.90	3418.13	13.00	47.08
Yobe	2350.00	1897.02	2235.77	17.86	-4.86
<b>NORTH WEST</b>	<b>2364.46</b>	<b>2788.53</b>	<b>3437.15</b>	23.26	45.37
Jigawa	2299.68	2881.77	3482.24	20.84	51.42
Kaduna	2813.53	2423.13	3275.21	35.16	16.41
Kano	1961.68	1929.05	2385.53	23.66	21.61
Katsina	2186.81	2787.69	3743.09	34.27	71.17
Kebbi	2699.07	3433.99	3808.75	10.91	41.11
Sokoto	2500.00	3415.06	3965.10	16.11	58.60
Zamfara	2090.47	2649.00	3400.11	28.35	62.65
<b>SOUTH EAST</b>	<b>2240.98</b>	<b>2123.84</b>	<b>2674.61</b>	25.93	19.35
Abia	1571.43	2023.54	2464.03	21.77	56.80
Anambra	1925.69	2037.41	2398.53	17.72	24.55
Ebonyi	2567.37	2257.33	2879.89	27.58	12.17
Enugu	2700.45	2079.77	2651.86	27.51	-1.80
Imo	2439.97	2221.16	2978.71	34.11	22.08
<b>SOUTH SOUTH</b>	<b>2300.38</b>	<b>2229.37</b>	<b>2865.16</b>	28.52	24.55
Akwa Ibom	2348.47	2527.41	3377.01	33.62	43.80
Bayelsa	1694.44	1346.52	1815.40	34.82	7.14
Cross River	2201.80	2063.15	2695.25	30.64	22.41
Delta	2456.24	2546.84	3054.51	19.93	24.36
Edo	2503.65	2887.54	3639.16	26.03	45.35
Rivers	2597.67	2004.73	2609.63	30.17	0.46
<b>SOUTH WEST</b>	<b>2019.77</b>	<b>2414.32</b>	<b>2941.18</b>	21.82	45.62
Ekiti	1877.71	1935.99	2546.16	31.52	35.60
Lagos	2054.80	3016.43	3790.90	25.68	84.49
Ogun	2310.45	2329.80	2520.57	8.19	9.09
Ondo	2021.05	2455.92	3237.75	31.83	60.20
Osun	2057.98	2253.32	2674.51	18.69	29.96
Oyo	1796.64	2494.50	2877.19	15.34	60.14
<b>Average</b>	<b>2219.69</b>	<b>2430.38</b>	<b>2976.94</b>	<b>22.49</b>	<b>34.12</b>

GALLON					
Average of Apr-25		Average of Mar-26	Average of Apr-26	MoM	YoY
NORTH CENTRAL	8296.10	10698.89	12824.88	19.87	54.59
Abuja	7368.21	10177.80	12202.24	19.89	65.61
Benue	8869.87	9431.50	11910.66	26.29	34.28
Kogi	7700.00	8919.09	8919.09	0.00	15.83
Kwara	8306.63	8281.33	10952.05	32.25	31.85
Nasarawa	7917.49	12405.61	14300.18	15.27	80.62
Niger	9855.65	13893.28	16076.55	15.71	63.12
Plateau	8054.87	11783.60	15413.39	30.80	91.35
NORTH EAST	8088.89	11460.25	13444.41	17.31	66.21
Adamawa	7300.00	10767.16	13692.85	27.17	87.57
Bauchi	6923.25	12165.14	16241.52	33.51	134.59
Borno	8276.42	11906.08	12095.79	1.59	46.15
Gombe	9337.45	11774.51	13193.74	12.05	41.30
Taraba	9296.23	13612.03	15381.59	13.00	65.46
Yobe	7400.00	8536.58	10060.99	17.86	35.96
NORTH WEST	8643.56	12548.37	15467.16	23.26	78.94
Jigawa	9198.72	12967.95	15670.09	20.84	70.35
Kaduna	8554.13	10904.08	14738.45	35.16	72.30
Kano	7846.71	8680.73	10734.87	23.66	36.81
Katsina	8747.23	12544.62	16843.90	34.27	92.56
Kebbi	9796.27	15452.94	17139.38	10.91	74.96
Sokoto	8000.00	15367.77	17842.96	16.11	123.04
Zamfara	8361.87	11920.49	15300.48	28.35	82.98
SOUTH EAST	8363.92	9557.29	12035.73	25.93	43.90
Abia	7285.71	9105.94	11088.15	21.77	52.19
Anambra	7702.75	9168.33	10793.40	17.72	40.12
Ebonyi	8269.46	10158.00	12959.52	27.58	56.72
Enugu	8801.80	9358.97	11933.39	27.51	35.58
Imo	9759.86	9995.20	13404.19	34.11	37.34
SOUTH SOUTH	8251.52	10032.15	12893.21	28.52	56.25
Akwa Ibom	9093.89	11373.33	15196.54	33.62	67.11
Bayelsa	6977.78	6059.36	8169.28	34.82	17.08
Cross River	8807.21	9284.17	12128.61	30.64	37.71
Delta	9024.97	11460.80	13745.29	19.93	52.30
Edo	8214.59	12993.95	16376.22	26.03	99.36
Rivers	7390.67	9021.27	11743.32	30.17	58.89
SOUTH WEST	8079.09	10864.46	13235.32	21.82	63.82
Ekiti	7510.83	8711.94	11457.72	31.52	52.55
Lagos	8219.21	13573.91	17059.05	25.68	107.55
Ogun	9241.80	10484.09	11342.58	8.19	22.73
Ondo	8084.19	11051.65	14569.88	31.83	80.23
Osun	8231.91	10139.92	12035.31	18.69	46.20
Oyo	7186.58	11225.25	12947.36	15.34	80.16
Average	8294.98	10936.71	13396.23	22.49	61.50
12					



**National Bureau of Statistics**  
Head Office

#1 Wole Olanipekun St,  
Central Business District,  
Federal Capital Territory  
Abuja

**Bonaventure Nwosu**  
Information Desk

Head, Communication and Public  
Relation Department (C&PRD)  
Phone: +2348033109882  
bnwosu@nigerianstat.gov.ng

**Mrs Musa Nkem**  
Head Prices Division

Phone: +2348130286147  
nmusa@nigerianstat.gov.ng

**Moses Mathew**  
Statistical Information Officer

Phone: +2347069071157  
matmoses@nigerianstat.gov.ng



@nbs\_nigeria



NBSNIGERIA



Nbs\_nigeria

